

Financial Highlights

Nissan Motor Co., Ltd. and Consolidated Subsidiaries
Fiscal years 2002, 2001, 2000, 1999 and 1998

For the years ended	Millions of yen (except per share amounts and number of employees)					Millions of U.S. dollars ^(Note 1)
	2002	2001	2000	1999	1998	2002
	Mar. 31, 2003	Mar. 31, 2002	Mar. 31, 2001	Mar. 31, 2000	Mar. 31, 1999	Mar. 31, 2003
Net sales	¥6,828,588	¥6,196,241	¥6,089,620	¥5,977,075	¥6,580,001	\$56,905
Operating income	737,230	489,215	290,314	82,565	109,722	6,144
Net income (loss)	495,165	372,262	331,075	(684,363)	(27,714)	4,126
Net income (loss) per share ^(Note 2)	117.75	92.61	83.53	(179.98)	(11.03)	0.98
Cash dividends paid ^(Note 3)	50,800	27,841	0	0	17,591	423
Shareholders' equity ^(Note 4)	¥1,808,304	¥1,620,822	¥ 957,939	¥ 563,830	¥ 943,365	\$15,069
Total assets ^(Note 4)	7,349,183	7,215,005	6,451,243	6,175,658	6,606,331	61,243
Net consolidated automotive debt	(8,602)	431,714	952,657	1,348,696	1,867,100	(72)
Number of employees	127,625	125,099	133,833	141,526	131,260	

Notes: 1. Unless indicated otherwise, all dollar figures herein refer to U.S. currency. Yen amounts have been translated into U.S. dollars, for convenience only, at ¥120=\$1, the approximate exchange rate on March 31, 2003.

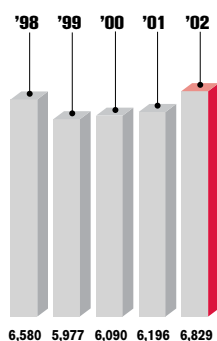
2. Net income (loss) per share amounts are based on the weighted average number of shares of common stock outstanding during each year. Figures for net income (loss) per share are in exact yen and U.S. dollars.

Number of shares outstanding as of March 31, 2003: 4,520,715,112.

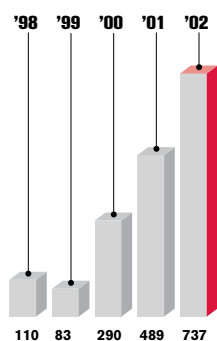
3. Cash dividends during the full year by subsidiary companies to non-Nissan minority shareholders are not included.

4. Shareholders' equity and total assets for fiscal years 1998-1999 were restated in accordance with the changes in the regulations relating to the presentation of currency translation adjustments effective fiscal year 2000.

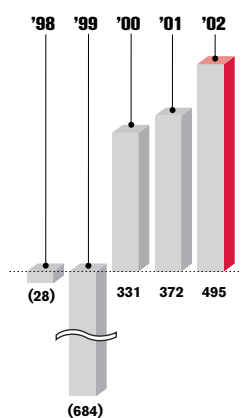
Net Sales
(Billions of yen)



Operating Income
(Billions of yen)



Net Income (Loss)
(Billions of yen)



Net Consolidated Automotive Debt
(Billions of yen)

